


MEOW MEOW RICE PUFF TREATS

Materials needed: 6 cups of puffed rice cereal, white and black icing, 9 cups of marshmallows, 6 tablespoons of butter, a saucepan, parchment paper, a tray, a cat-style cookie cutter (optional)


Please ask an adult to help you with this recipe



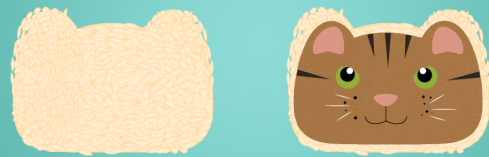
1. You'll want an adult's help for this one! Put your saucepan on the stove and turn the burner to medium heat.



2. Now, add your puffed rice cereal to the pan and stir until it's mixed in. Next, place butter in the saucepan. Once it's begun to melt, add marshmallows and mix until everything is purrfectly gooey.



3. Remove the pan from the stove and spoon the mixture onto the parchment covered tray in fist-sized globs.



4. After they've cooled a bit, begin molding your treats into cat shapes. You can use a cookie cutter or just form them by hand! Once the treats have completely cooled, ice them to look like Gabby's cat, Floyd!

A NETFLIX SERIES

DREAMWORKS
**GABBY'S
DOLLHOUSE**
NETFLIX | AUGUST 10

DreamWorks Gabby's Dollhouse © 2020 DreamWorks Animation LLC. All rights reserved.

Happy
camper
LIVE